

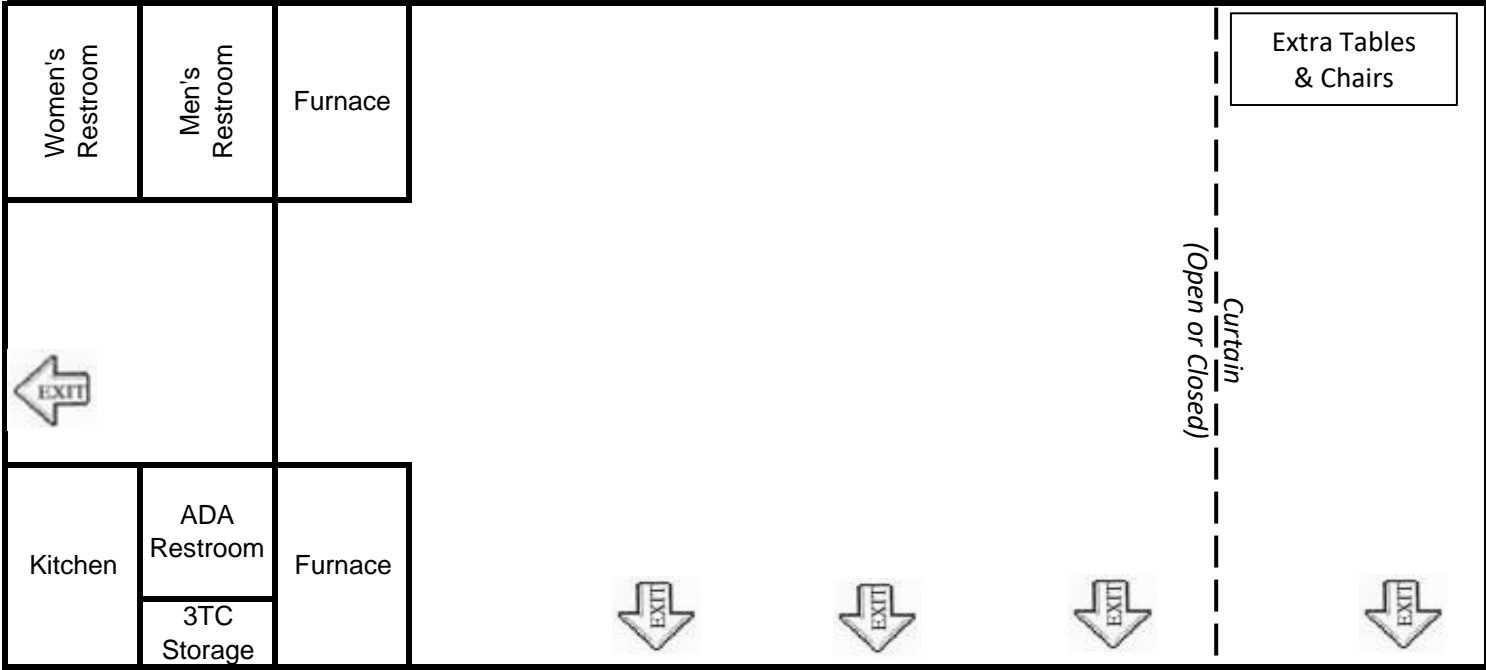
# CHAPEL SETUP

Rental Group \_\_\_\_\_ Date Needed \_\_\_\_\_ Time Needed \_\_\_\_\_

Capacity: 250 people













**Chapel comes with 150 chairs and 15 rectangle tables.  
Additional chairs and tables are available for a small extra fee.**

Number of tables \_\_\_\_\_ Number of chairs \_\_\_\_\_



Dimensions:  
75' x 33'

Setup Examples

Setups with no additional charge	Setups with additional charges
 Square Dining  Board Room  Square  U-Shaped  Angled Rows  Semi Circle  Classroom A  Classroom B  Theater - Offset  Theater  Circle	 Circle Dining