

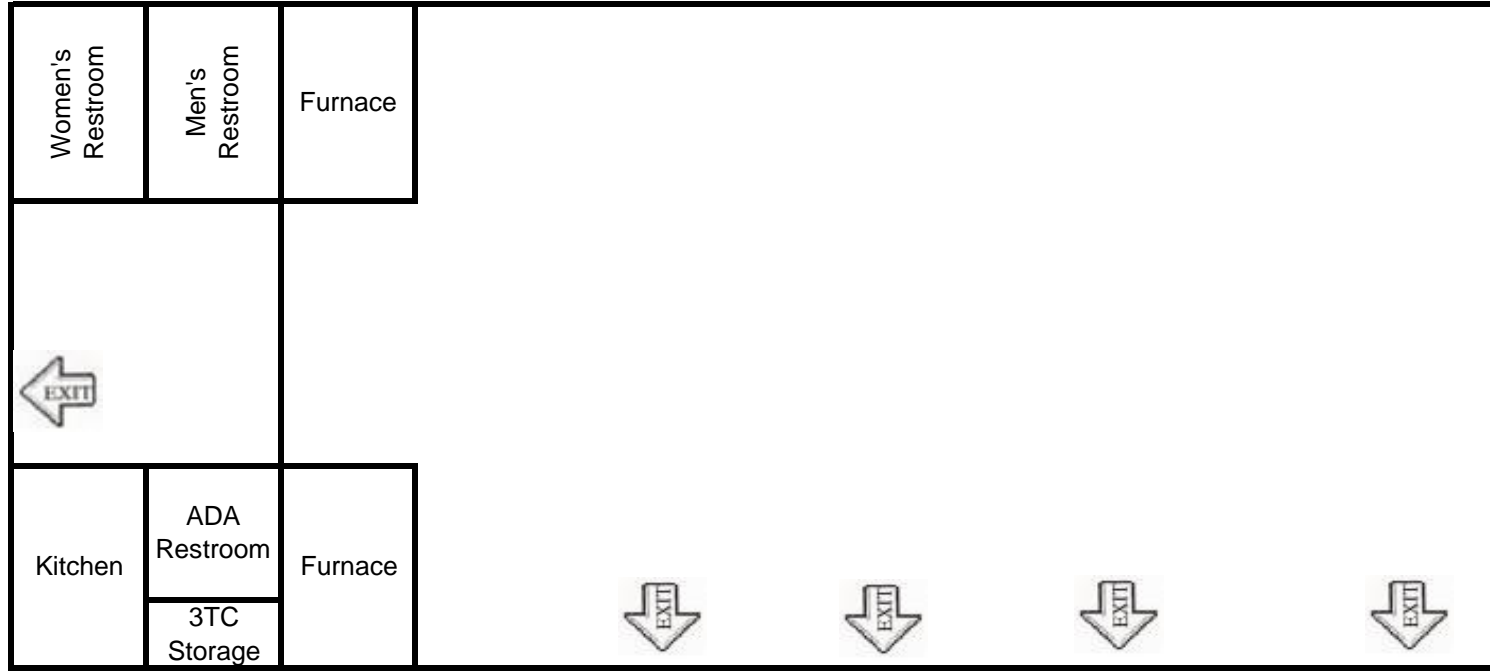
CHAPEL SETUP

Rental Group _____ Date Needed _____ Time Needed _____

Capacity: 250 people













**Chapel comes with 150 chairs and 15 rectangle tables.
Additional chairs and tables are available for a small extra fee.**

Number of tables _____ Number of chairs _____



Dimensions:
75' x 33'

Setup Examples

Setups with no additional charge	Setups with additional charges
 Square Dining  Board Room  Square  U-Shaped  Angled Rows  Semi Circle  Classroom A  Classroom B  Theater - Offset  Theater  Circle	 Circle Dining